

# Strob 500 Outfits

**Rugged, all-weather, all-purpose, handsomely designed high-output electronic lighting system. Choice of 3 different power supplies plus self-contained slave unit.**

Here's the master—a professional 200-watt/sec. energy storage portable system providing evenly distributed 7100 ECPS light output at full power, and a 2-second recharge cycle on quarter power. Built for safe, rugged dependability with fail-safe fingertip controls.

## Features

### 1. Choice of 3 models:

Model 500RG—with nickel cadmium rechargeable battery.  
Model 500AC—for continuous 117-volt AC power operation.  
Model 500HV—for high-voltage dry battery operation.

Interchangeable bases permit you to tailor the power to the need without unnecessary element duplication. The 3 bases are easily interchanged with snap-lock fittings.

### 2. Color-coded pushbutton power selection:

Use exact amount of lighting by pressing red button for full power, yellow for half, white for quarter, black for off. Corresponding power symbols topside for reference and accuracy. All buttons recessed for protection.



### 3. Dual Outlets:

Heavy-duty, moisture-resistant outlets allow use of two lampheads at same time. Outlets are recessed into sides of top of case to minimize possibility of moisture problems.

### 4. Slave operation:

Has solid-state lamphead with patented built-in trigger circuit for slave operation. Slave/shutter switch lets you set lamphead to be triggered by camera shutter or flash from another lamphead.

### 5. Calibrated ready light:

Individually adjusted and factory-set to light only when firing circuit is within 1/2 f/stop of full power.



## Strob 500 Outfits Include:

- Lamphead
- Short Mouting Adapter
- Rubber Battery Case Adapter
- 7' Coiled Power Cord
- Choice of 3 Bases

- 6. Calibrated flash calculator:** Located on rear of lamphead. Calibrated in feet and ASA film speeds to let you dial correct lens f/stop for three different power levels. Accurately calibrated to ANSI (ASA) standards—no need to add a "safety factor." Dial keyed to match pushbutton power selections.
- 7. Open flash button:** Special shape of lamphead fits palm perfectly. Index finger lays naturally over Open Flash button for fingertip ease in light-painting a scene.
- 8. Wide-field deflection lens:** Snap-on optional accessory for wider light coverage. Extends 52° circle to 80° in either horizontal or vertical plane.
- 9. Lamphead mounting adapter:** Compact adapter included for mounting lamphead on Power Top or on Graflex multi-grips. Rubber battery case adapter is also standard; aluminum adapter optional.
- 10. Reinforced lamphead power cord:** Coiled, 7 ft. length with heavy-duty easy-grip connectors and positive-pin orientation for safe, fumble-free connect and disconnect. Flex-relief plugs reduce stress and wear on cord. Handy valet feature holds end of cord to shoulder pad to prevent tangling.
- 11. Optional 20 ft. straight power cord:** Extends working range from standard 14 ft. diameter to 40 ft. Both lengths are detachable.
- 12. Exclusive automatic monitor circuit:** Exclusive with Model 500RG. Regulates cycling to provide maximum light with minimum battery drain. Eliminates continuous battery drain, consumes less power than vibrator circuits: Outlets on right and left side of top unit for simultaneous lamphead use: Optional accessory cord permits recharging from auto cigarette lighter receptacle.
- 13. Moisture-roof construction:** Specially designed electrical contacts and moulded high-impact Cicolac® construction give maximum reliability in high humidity or when working on wet surfaces in the rain.
- 14. Strobflash IV compatibility:** Adapters available to make the lampheads and bases of the Strob 500 and Strobflash IV interchangeable. (Cat. Nos. 2056 and 2057.)

## Specifications

### Strob 500HV

with 450V dry battery power.

Power setting	¼	½	Full
Watt-seconds storage	50	100	200
ECPS	1650	3600	7100
Guide Nos.			
(ASA 25)	50	75	105
(ASA 100)	100	150	210
(ASA 400)	203	300	421
No. of flashes per Battery	3000	2000	1000
Flash duration	1/1900	1/1250	1/850
Recycling time	2 sec.	3-4 sec.	8-9 sec.
Shoulder weight:	9 lbs., 5 ozs.		

## Strob 500

### Electronic Flash Equipment

Each outfit includes indicated Power Pack, Lamphead, 7-ft. Coiled Power Cord, Rubber Battery Case Adapter, Short Mounting Adapter with battery or 117-volt AC line cord as shown.

Cat. No.

- 2207** Strob 500 HV Outfit, with battery  
**2236** Strob 500 HV Base-only with battery  
**2208** Strob 500 RG Outfit, with battery & charger  
**2235** Strob 500 RG Base only, with battery & charger  
**2209** Strob 500 AC Outfit  
**2239** Strob 500 AC Base  
**2241** Strob 500 Lamphead (replacement)  
**2242** Strob 500 Wide Field Deflection Lens  
**2293** Strob 500 RG Battery  
**2291** Universal RG Charger for recharging from 117v AC supply  
**2253** RG Charger Cord for recharging from 12v auto supply  
**2292** Strob 500 HV Battery  
**2255** Strob 500 20-ft. 100v AC line cord replacement for Strob AC  
**2251** Strob 500 7-ft. Coiled Lamphead Power Cord (replacement)  
**2252** Strob 500 20-ft. Lamphead Power Cord  
**2256** Strob 500 7-ft. Adapter Cord-Strob 500 Power Pack to Strobflash Lamphead  
**2257** Strob 500 6-inch Adapter Cord-Strobflash Power Pack to Strob Lamphead  
**2258** 20-ft. Extension Power Cord  
**2259** 5-ft. Extension Power Cord  
**7385** Mounting Adapter, Short (replacement)  
**7390** Mounting Adapter, Long

### Strob 500AC

with 117V 50-60 cycle AC power.

	¼	½	Full
	50	100	200
	1650	3600	7100
	50	75	105
	100	150	210
	203	300	421
	1/1900	1/1250	1/850
	2 sec.	3-4 sec.	8-9 sec.
	8 lbs., 3 ozs.		

### Strob 500RG

with rechargeable Nickel Cadmium Battery Power supply.

	¼	½	Full
	50	100	200
	1650	3600	7100
	50	75	105
	100	150	210
	203	300	421
	250-300	200-250	150-200
	1/1900	1/1250	1/850
	3 sec.	5 sec.	10 sec.
	8 lbs., 3 ozs.		

# Strob 500 Portable Lighting Outfit

—new on-the-spot studio-in-a-second for the pro on the go.

## Includes:

- 1 Strob 500\* Outfit (power pack, lamphead and power cord)
- 1 Extra Lamphead
- 1 Wide Angle Deflection Lens
- 2 27-inch Silver Reflectasols
- 2 9-ft. Pic Stands
- 2 Stand Adapters
- 2 20-ft. HV Power Cords
- 1 25-ft. Sync Extension Cord
- 2 3-ft. Sync Cords for DIN or PC fitting
- 1 Vulcanoid Carrying Case



Here's a compact, self-contained, 26 lb. portable lighting outfit that you can take and set up anywhere for controlled bounce lighting.

**Strob 500:** Permits use of two lampheads with one power pack. Each provides 100-watt/seconds of light at full power or down to 25-watt/seconds at quarter power when using 2 lampheads.

**Reflectasols:** Light is centered on Reflectasol axis to give maximum return of useable light. Reflectasol's flat surface bounces light to wrap it around subject. Eliminates hot spots. Insures proper color balance of reflective light for color shots. Reduces color print retouching. Units are reversible, compact, and fold up in their own vinyl case.

**Vulcanoid Case:** Compartmentalized to accept all parts of lighting outfit, including Strob power pack. Designed to withstand rugged treatment. Lined with Asethane heavy-density foam material, with 3 hinges, 3 hasps including 2 with locks, and offset handle for weight distribution.

## Outfit

- Model 500HV (less battery) . . . . . **Cat. No. 2210**
- Model 500RG (complete) . . . . . **Cat. No. 2211**
- Model 500AC (complete) . . . . . **Cat. No. 2212**
- Twin Reflectasol Accessory Outfit consisting of all extra items, but excluding 500 Pack, Cord, Lamphead . . . **Cat. No. 2270**
- Portable Lighting Outfit Case only . . . . . **Cat. No. 2272**

*Stands, Adapters and Reflectasols are not available as separate items.*

\*Outfit of your choice—with high-voltage, rechargeable or AC power supply.



## Strob 350 RG

### A variable power/moderately priced Graflex Strob Unit

The Strob 350 is the newest Graflex Electronic Flash Outfit that offers the most wanted features of the Strob 500 and 250 in a single unit. Delivers up to 3600 ECPS and recycles in only 8 seconds at full power. Water and high impact resistant, battery pack is compact and lightweight.



### FEATURES:

#### Battery Pack

- 7¼" W. x 7" H x 3⅝" thick. Weighs 4¼ pounds. Rechargeable nickel cadmium battery provides maximum power.
- Full recharge takes only 3 hours. 75% retention after one month in storage.
- Lighted jewel indicates lamp is operative at 84% of full charge.
- Weather protective seal surrounds on/off switch.
- Automatic monitor circuit regulates light output during battery discharge for consistency and maximum performance with minimum battery drain.
- Capacitors automatically discharge when unit is turned "off" as a safety feature.

#### Lamphead

- Lamphead is similar in design to the Strob 500. It may be top-of-camera mounted for added flexibility. Weighs 8.5 ozs.
- Flash f/stop calculator on lamphead rear surface indicates exposure f/stop, according to distance, for ASA film speeds from 25 to 1600. Iris stops from f/2.0 to f/32 are included at one-stop intervals.

- Open flash button is conveniently located on top of the lamphead allowing flash operation independent of shutter triggering.
- Flash will be triggered upon contact through an externally connected shutter sync or by depressing open flash button.

#### Accessories

- Strob 500 lamphead is compatible with the 350 RG battery pack and gives built-in slave capability.
- Power Cord Extensions and Globe Strob 500 Graflex Slave Sync and other accessories for Strob 500 may be used with Strob 350.
- If you plan to use Strob 250 components or Globe Strob 250 with a Strob 350 power pack, special instructions must be closely followed. Write to Graflex Customer Relations Dept., 3750 Monroe Avenue, Rochester, New York 14603 for full instructions.
- Both Globe Strob models are perfectly mated to the Strob 350 RG.
- Strob 350 Outfit **Cat. No. 2360** includes:  
Battery Pack with Charger **Cat. No. 2370**  
Lamphead **Cat. No. 2380**  
Power Cord **Cat. No. 2251**

### Specifications

	Operating Power	ECPS Light Output	Guide Number (ASA 100)	Recycle Time	Flashes per charge	Exposure Time	Open flash	Exposure Calculator
Full Power	130 watt sec.	3600	150	8 sec.	100	1/600 sec.	YES	YES
Half Power	65 watt sec.	1650	100	4 sec.	200	1/1200 sec.	YES	YES

Complete Outfit, Cat. No. 2360; Battery Pack with charger, Cat. No. 2370; Lamphead, Cat. No. 2380.

## Strob 250

### Compact/Lightweight/Brilliant/Reliable

Two Outfits: High voltage (HV) and Rechargeable (RG). AC adapter also available. One to suit your needs. Many interchangeable accessories. Brighter light in a smaller package at a lower price. Dependable. Easier to service, with clean, open wiring. Built to last. Simple to operate. Designed for the professional and made in the U.S.

The Graflex Strob 250 line offers commonality in performance, appearance, versatility and dependability. Flashgun and Globe Strob power handles can be used interchangeably with either the RG or the HV packs. Built to Graflex standards of reliability. Moisture resistant Cyclac® battery pack with protective discharge circuits. Flashgun and Globe Strob insulated metal handles have tripod socket in end and accept standard Graflite battery case clamps (2271). Lightweight. Compact.

### Graflex Strob 250 RG Outfit Cat. No. 2303




#### INCLUDES:

- Strob 250 RG Battery Case w/strap and built-in rechargeable battery with charger . . . . . **2316**
- Strob 250 Flash Gun . . . . . **2340**
- 5' Coiled power cord . . . . . **2350**
- Strob RG Battery Charger . . . . . **2291**

- Power source is a special nickel cadmium battery suitable for rapid recharging.
- Recycles in 7.5 seconds.
- Fully charged battery provides up to 75 flashes.
- Only 3 hour recharge time to capacity at rate of 25 flashes per hour.
- Small auxiliary charger is provided for recharging from 117 volt AC outlet.
- Accessory charging cord (Catalog No. 2253) also allows convenient recharging at same fast rate from automobile cigarette lighter.
- Automatic monitor circuit regulates light output during discharge for consistency. Provides maximum performance with minimum battery drain. Battery maintains 75% capacity after one month in storage.
- The Battery Pack 3½" W. x 7½" L. x 2" D.

Rechargeable, wt. 25 oz. complete with built-in rechargeable batteries and circuitry to convert to high voltage. Complete with Universal charger.

### Graflex Strob 250 HV Outfits



- With battery . . . . . **2302**
- Without battery . . . . . **2301**
- INCLUDES:
- Battery Case with strap accepts 510 volt battery . . . **2315**
- Strob 250 Flash Gun . . . . . **2340**
- 5' Coiled power cord . . . . . **2350**

- Power source for the HV pack is Eveready No. 497 or any equivalent 510 volt battery.
- Rapid recycling in 3 seconds.
- Each battery provides up to 1000 flashes. Battery replacement requires merely the lifting of side latches and removal of top half of housing.
- Safety interlock switch on HV power pack discharges capacitor when removing battery.
- Illuminated on-off switch serves as a reminder that the unit is on and also serves as a pilot light.
- The Battery Pack 3½" W. x 7½" L. x 2" D.

High voltage, weight 2.5 lbs. Accepts single 510 volt battery, Eveready No. 497 or equivalent.

### Strob 250 Flashgun



The flashgun consists of the lamphead permanently fastened to the handle containing the 75 W.S. storage capacitor. Provides 2000 ECPS for accurate guide numbers of 56 for ASA 25 and 110 for ASA 100 film. 52° angle of coverage, can be increased to 80° by 52° with accessory wide angle deflection lens (2242). Color temperature balanced for daylight color films—no filters needed.

Calculator on lamphead provides direct reading of f/stop for ASA film speeds from 25-1600 and for distances from 6' to 100'. Auxiliary indices indicate ½ stop more or less than nominal setting.

Lamphead can be triggered by shutter-sync closure, "open flash" button, or Slave Sync. Standard two blade AC type shutter trip cord receptacle on lamphead accepts Graflex and other standard shutter cords and slave devices such as Graflex Slave Sync (2265). Sustained closure of sync contact does not cause repetitive flashes. Special polarized power cord receptacle accepts 7' power cord (2350). Highly visible ready light glows at 84% of full charge (only ½ stop below full capacity).

Insulated aluminum handle accepts Graflite battery case clamps (2771) and has tripod socket in base.

	Power Source	Light Output ECPS	True Guide No. ASA 100	Energy Storage (Watt Sec.)	Approx. Recycle	Flash Duration	Open Flash	Exp. Cal.	Slave Operation	Flashes per Battery (HV) or RG Charge
Strob 250 HV	HV Btry. 1 req. Cat. No. 3391	2000	110	75	3 sec.	1/1500	yes	yes	use No. 2265	1000-1500
Strob 250 RG	Built-in Nickel Cadmium Btry. 3 hr. Recharge Time Cat. No. 2303	2000	110	75	7 sec.	1/1500	yes	yes	use No. 2265	75

## Globe Strob

Graflex Globe Strob is bare tube electronic flash built to let you do more at lower cost with soft, soft light. Use it for effects from natural light to hot flash; for fill-in lighting in a variety of circumstances. Placed high in a corner or along a wall it will provide fill light throughout an entire room. Use several to flood a room with soft natural light. Use it out of doors for synchro sunlight where too much flash must be avoided.

Globe Strob is omni-directional lighting and unsurpassed for wide angle photography, since there is no "fall-off" effect. There is also a plug-in reflector and tube available as accessory to give you light output characteristics of a regular Strob lamphead.

Graflex Globe Strob electronic flash is available in two models: Globe Strob 500 mates with Graflex Strob 350 and 500 and to Strobflash Power Packs with adapter cord. Globe Strob 250 mates with the Graflex Strob 250 Power Pack. In addition 2 or more Globe Strob 250's can be used with a Strob 500 Power Pack\* to provide greater brightness for "available light" photography.


Performance is at high Graflex standards. At least 10,000 flashes at full 200-watt seconds power. Designed for professional use yet Globe Strob 500 weighs only 8½ oz. including lamp and attached power cord. Globe Strob 250 includes an open flash switch and both units accept Graflex Slave/Sync or shutter trip cords.

Globe Strob offers bare tube electronic flash at low cost. A unit to make your lighting capabilities grow—the same way your camera is better able to serve you as new lenses or backs are added.

### Graflex Globe Strob Summary of Features, Performance

- Globe Strob 500 mates to Strob 350 and 500 Power Packs and with Adapter Cord (2260) to all Strobflash packs.
- Globe Strob 500 accepts clamp or tube handle mounting accessory. Standard 1/4-20 Tripod Bushing accepts many other mounts and adapters.
- Globe Strob 250 mates to a Strob 250 Battery pack. Two Globe Strob 250 units plug directly into a Strob 500 Power Pack\*. With a simple Adapter Cord it can also be used with Strobflash.
- Globe Strob 250 accepts quick action heavy duty clamps (2771) and also has standard 1/4-20 Bushing in base.
- Omni-directional exposure information with ASA 100 film. Globe Strob 500 at 200 watt seconds—Guide No. 65. Globe Strob 250 at 75 watt seconds—Guide No. 40. Both units used in multiple will provide much more light. For convenient determination of exposure use the inexpensive Graflex Strob Meter.
- Globe Strob 500 and 250 accept plug-in reflector with flash tube to serve as standard extra lamphead.
- Globe Strobs 500 and 250 accept Graflex Slave/Sync for Remote Triggering.
- Operating Power accepted—200 watt seconds.
- Weight—Globe Strob 500—8.5 oz.  
Globe Strob 250—17 oz.

\* Before connecting to Strob 350, 500 or Strobflash write for special instructions available from Graflex Customer Relations Dept., 3750 Monroe Ave., Rochester, N.Y. 14603.



#### Globe Strob 500 Accessory

Provides bare tube flash with Strob 500 and Strob 350 Power Packs and with adapter cord No. 2260 with Strobflash power pack. 5' power cord permanently attached. Has standard tripod socket in base to accept various mounts. Provides soft "natural" lighting. Accepts Graflex Slave/Slave for remote tripping. Average conditions require opening diaphragm 2 f/stops.

Cat. No. 2243



#### Globe Strob 500 with Clamp

Includes Globe Strob 500 described above, complete with swivel-type, rubber-covered spring clamp No. 2777 for attachment to furniture and other supports.

Cat. No. 2244



#### Globe Strob 250 Accessory

Bare tube unit complete with capacitor handle and attached 5' coiled power cord for Strob 250 power pack. When used in multiple can be connected to Strob 500 power packs and with adapter cord Strobflash power packs.\* Provides "natural" lighting. Under average conditions requires 2 f/ stops larger settings.

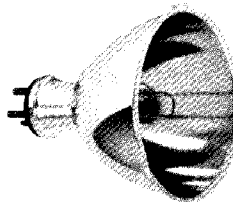
Cat. No. 2343



#### Flash Tube for Globe Strob Sockets

Replacement flash tube for 2243 and 2343.

Cat. No. 2247



#### Reflector Flash Tube for Globe Strob Sockets

Replaces bare tube to provide directional lighting. Same reflector as used in Strob 250 and Strob 500 lampheads and provides same amount of light on subject. Use calculators from those lampheads for exposure determination.

Cat. No. 2246

Under cords, see also Cat. No. 2259, 5' Strob Extension Cord. Cat. No. 2260, Strobflash Globe Strob Adapter Cord.

Under mounting devices, see also Cat. No. 2245, Globe Strob Handle Kit.

Cat. No. 2777, Spring Clamp Support for Globe Strob.


## Stroboflash IV

Extra selective power for big or color shots.

Advanced unit with 4-way power selection for controlled lighting intensity and duration. Lets you vary flash exposure without changing "f" stops. Take close-ups on fast black & white at 1/4 power setting, or color transparencies at full power. Complete with rubber battery case mounting adapter.

Selector Settings:	1/4	1/2	3/4	Full
Nominal Watt Seconds	50	100	150	200
Flash Duration (approx.)	1/1200	1/800	1/600	1/400
ECPS Rating	1100	2200	3300	4400
Recycling Time	2 sec.	4 sec.	7 sec.	9 sec.
Guide Nos. (ASA 25)	41	56	72	83
(ASA 100)	87	120	140	165
(ASA 400)	165	235	290	330
Power Pack Size:	4 1/2" x 6 1/2" x 8 7/8"			
Power Pack Weight:	9 lbs. 8 oz.			

Stroboflash IV with dry batteries # 2009. Unit without dry batteries: # 2004.



## Graflite® Flash Units

Standard of the professional photographer . . . the finest, most versatile flash units on the market today . . . for shutters with built-in synchronization. Lightweight, beautifully styled and finished in smooth satin chrome, Graflite Flash Units . . . a perfect complement for your camera.

Use with either D size batteries or B-C cartridge. High efficiency reflector adjusts for broad or beam lighting.

Designed for shutters with built-in synchronization and solenoid operated shutters (with addition of solenoid). Includes battery case clamps and reflector indicated. Order battery case support and connecting cord separately. Supplied less batteries.



- With 2 cell battery case, 5" reflector . . . **Cat. No. 2725**
- With 2 cell battery case, 7" reflector . . . **Cat. No. 2727**
- 2 cell battery case, with clamps only . . . **Cat. No. 2772**
- With 3 cell battery case, 5" reflector . . . **Cat. No. 2735**
- With 3 cell battery case, 7" reflector . . . **Cat. No. 2737**
- 3 cell battery case, with clamps only . . . **Cat. No. 2773**


Graflite synchronizers with solenoid to operate shutter of a Crown Graphic or similar cameras are also available.

## Graflite® Jr.

For cameras having built-in synchronization. Variety of mounting devices allows easy mating to almost any camera with synchronized shutter.

Gives maximum performance with either D size battery or B-C power.

All-metal 2-cell battery case has 3 standard household outlets. Use up to 10 Graflite extension units with B-C cartridge in series circuit. Supplied with 5" reflector (7" reflector available). Has push button lamp ejector, less cord and battery.




- Complete with Universal Mounting Bracket (2757) . . . . . **Cat. No. 2850**
- Complete with Reflex Mounting Bracket (2760) . . . . . **Cat. No. 2851**
- Complete with Graflite Heavy Duty Mounting Clamps (2771) . . . . . **Cat. No. 2852**
- Battery Case, only . . . . . **Cat. No. 2770**
- Battery Case, with mounting clamps only . . . . . **Cat. No. 2780**

## Electronic Flash Accessories

### Strobmeter

Cordless. Reads brief bursts of light from an electronic flash unit and interprets the reading in direct f/stops for usable exposure information. Calibrated in Exposure Index units providing a better basis for obtaining thinner or more dense negatives, as preferred. Battery operated. Size: 4" H x 2 7/8" W x 2 1/4" D, weight 9 3/4 oz.




### Strob 250 AC Adapter

Replaces Strob 250 Battery Packs, plugs into 117V AC outlets. Provides 4-5 sec. recycling time. Complete with 20' power cord. Not a battery charger. Also adds versatility to the Globe Strob 250 by allowing AC use independent of batteries.

Strob 250 AC Adapter

**Cat. No. 2392**






### Graflex Slave/Sync

Solid state unit converts any electronic flash into a slave unit, equally sensitive in sun light as well as indoors, with tripod socket for positive replacement. Use on any extension cord. (see 2266)


**Cat. No. 2265**



### Automobile Supply Strob Charger Cord

For recharging nickel cadmium batteries while driving between assignments. Plugs into cigarette lighter receptacle and uses 12 volt supply from automobile system. Usable with Strob 250 RG, Strob 350 and Strob 500 RG Power Packs, providing rapid recharge with the first two.

Automobile Supply Strob Charger Cord  
**Cat. No. 2253**




### Graflex Strob Booster/Analyzer

Dual purpose unit for use with all Graflex-made electronic flash. (Replaces older Strobflash No. 2095 Booster and No. 2096 Analyzer). Requires use of adapter cord (No. 2260) for Strobflash Packs. Analyzes condition of Strobflash, Strob 250 and Strob 500 high voltage batteries under load. Shows condition of capacitors in power top of Strobflash and Strob 500. Boosts all high voltage batteries to provide up to double the number of flashes otherwise obtainable. Not usable with nickel cadmium rechargeable batteries.

Strob Booster/Analyzer

**Cat. No. 2294**




### Strob RG Battery Charger

For rechargeable batteries. Provides 16-hour total recharging for Cat. No. 2293 Strob 500 battery or 3-hour recharge for Strob 250 RG and Strob 350 RG Packs. For nickel cadmium battery use only.

Strob RG Universal Charger

**Cat. No. 2291**



## Power and Adapter Cords Strob 500, Strob 250, Strobflash

Description Includes Identification of Plugs at Each End.

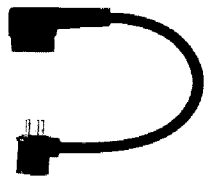
For Shutter Trip Cords, See Page 11.



### 7' Adapter Cord

Strob 250, 500 cord plug. Permits use of Strobflash lamphead with Strob 500 packs.

**Cat. No. 2256**



### 6" Adapter Cord

ST-500 lamphead plug. Permits use of Strob 500 lamphead with Strobflash power packs.

**Cat. No. 2257**



### Strobflash Adapter Cord

For Strob 250 and 500. 5" allows use of Strobflash I, II and IV power packs with Globe Strobs 500 and 250 and Strob 250 flashgun. Note: When latter is used special precautions must be observed. Required for use of Booster/Analyzer No. 2294 with all Strobflash power packs.

**Cat. No. 2260**



### Slave/Sync Extender

Standard 117V plugs, male to female. 12" stiff flexible cord for positioning Slave/Sync above or to side of electronic flash lamphead.

**Cat. No. 2266**

### 20' AC 117V Line Cord


Replacement with Strob 500 AC Power packs.

**Cat. No. 2255**



### 6' AC 117V Line Cord

**Cat. No. 2254**



### Strob 350 and 500 7' Coiled Power Cord (replacement)

Strob 500 lamphead plug. Strob 500 power pack.


**Cat. No. 2251**



### Strob 350 and 500 20' Straight Cord

Strob 500 lamphead plug. Strob 500 power pack. Interchangeable with 2251.


**Cat. No. 2251**



### Strob 250 5' Coiled Power Cord Replacement

Strob 250 lamphead plug to Strob 250 battery pack, Strob 500 power pack.

**Cat. No. 2350**



### Strob 250, 350 and 500 Extension Y Cord

Strob 250, 500 cord plugs on all 3 ends. 20' long to permit use of multiple lamps with Strob 500 and 350 power packs and Strob 250 battery pack.

**Cat. No. 2258**



### 5' Extension Cord for Strob 250, 350 and Strob 500

Strob 250, 500 cord plugs on both ends. Provides 5' additional distance from end of Globe Strob cords and standard cords 2251 and 2350 to respective power packs.

**Cat. No. 2259**

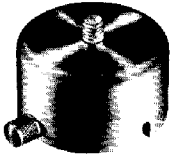


### Strobflash 20' High Voltage Extension Power Cord


Has Strobflash plugs on both ends. Permits multiple use of Strobflash lampheads with Strobflash power packs.

**Cat. No. 2050**

# Mounting Devices and Clamps



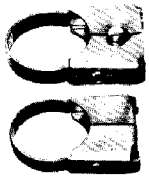
**Aluminum Battery Case Adapter**  
Interchangeable with Cat. No. 2068 below, but will lock onto battery cases and mounting tubes.  
**Cat. No. 2067**



**Rubber Battery Case Adapter**  
Replacement in Strob 500 and Stroboflash outfits. Attaches to mounting socket of all lampheads, and to conventional battery case or mounting tube.  
**Cat. No. 2068**



**Lamphead Mounting Tube (2070)**  
With top and bottom Graflite clamps (2771) for mounting Stroboflash and Strob 500 lampheads on cameras or brackets with Graflite mounting plate (2754) attached.  
**Cat. No. 2071**  
Mounting tube only.  
**Cat. No. 2070**



**Graflite Battery Case Clamps**  
Top and bottom clamps for all Graflite battery cases and Graflex-made mounting tubes, Globe Strob handles and Strob 250 flashgun handle. Quick, positive action, heavy duty design.  
**Cat. No. 2771**



**Graflite "L" Bracket**  
Includes flash mounting plate, for 35mm and other small cameras. Attaches to camera by tripod socket. Mounting plate (2754) accepts any flash unit fitted with Graflite heavy duty mounting clamps (2771).  
**Cat. No. 2758**




**Graflite Platform Bracket**  
Includes flash mounting plate, for mounting to reflex and similar cameras. Attaches to tripod socket. Mounting plate (2754) accepts any flash equipment fitted with Graflite heavy duty mounting clamps (2771).  
**Cat. No. 2759**



**Lamphead "L" Bracket**  
Mounts Stroboflash and Strob 500 and 350 lampheads with 1/4-20 screw. Bracket attaches to 35mm and similar type cameras.  
**Cat. No. 2065**



**Universal Flat Mounting Bracket**  
Attaches to camera tripod socket and to flash unit by 1/4-20 screw engaging bottom of battery case, flashgun handle, etc.  
**Cat. No. 2757**



**Reflex Mounting Bracket**  
Attaches to camera tripod socket and to flash unit by 1/4-20 screw engaging bottom of battery case, flashgun handle, etc.  
**Cat. No. 2760**



**Handle Kit for Globe Strob 500**  
Black metal mounting tube 6" long supplied with screws to attach to Globe Strob 500 (2243). Will accept heavy duty mounting clamps (2771).  
**Cat. No. 2245**



**Flash Head Spring Clamp**  
Heavy duty spring clamp with swivel top and 1/4-20 screw to fit into any flash head as well as Graflite Extension flash socket (replacement in Cat. No. 2778), Graflite side lighting unit). (Replacement in Globe Strob 500 accessory 2244).  
**Cat. No. 2777**



**Mounting Adapters**  
Screw into base of Strob 500 lamphead to permit attachment to top of power pack or to tripod socket adapter of Multi-Grip. Short adapter 3/4" long. Replacement in Strob 500 outfit. Also part of No. 7383 Multi-Grip.  
**Cat. No. 7385**



Long adapter 1 3/4" long (accessory). When fitted to base of xlrf allows convenient vertical holding of camera with Multi-Grip handle.  
**Cat. No. 7390**



**Tripod Socket Adapter Kit**  
Includes short mounting adapter No. 7385, and round mount receptacle, replacement in xl Multi-Grip No. 7383. Receptacle has standard 1/4-20 thread for attachment to tripod or other similar support. Permits quick on-off attachment or release of cameras or flash lamphead fitted with 7385 or 7390.  
**Cat. No. 7384**

# Flash Connecting Shutter Trip Cords for heavy duty professional use

All connecting cords have molded two-blade right angle, household type plugs for fitting to Graflite and similar battery cases, with the exception of the Solenoid Cords which have straight, two-blade, male household type plugs.

The shutter and solenoid tip fittings are easy to grip, make firm contact and are molded with built-in strain relief features.

- U.S. Made
- Heavy Gauge Wire
- Soldered Connections
- All Cords Polarized
- Molded Fittings
- Low Leakage
- Will Last Longer



**Bi-Post Synchronized Shutter Cords.** For use with shutters having male ASA double post fitting.  
20" Straight cord  
**Cat. No. 2701**

36" Expand-O-Cord  
**Cat. No. 2810**



**Cap Cord.** Small with DIN (pc) fitting for Compur shutters and foreign-made cameras.  
20" Straight cord  
**Cat. No. 2721**

36" Expand-O-Cord  
**Cat. No. 2821**



**Bayonet Shutter Cord for Kodak 800** and similar shutters with the bayonet post. for Graphic View II.



**Solenoid Cords.** For fitting to standard Graflex-made solenoid releases.  
20" Straight cord  
**Cat. No. 2703**

36" Expand-O-Cord  
**Cat. No. 2809**



**15' Extension Cord.** For connecting Graflite and similar flash units to extension flash units. Has 2-blade polarized male plug on both ends.  
**Cat. No. 2706**



**Sync Extension Cord.** 25' cord with male plug on one end and female plug on other. Extends working distance from camera to lamphead (Part of Portable Lighting Outfit 2270).  
**Cat. No. 2719**



**Super Graphic Y Cord.** Attaches to outlet in Super Graphic Body and to outlets in Graflite Battery Case. Permits tripping shutter and flash from electric shutter release button on camera or micro switch on Graflite.  
**Cat. No. 2802**




**Super Graphic Jumper Cord.** Permits use of Strob 500 and Strobflash when using Y cord and Graflite. Attaches to extension outlet of Graflite and trip socket on Strobflash and other electronic flash lampheads.  
**Cat. No. 2805**



**Electronic Flash Cord.** For Super Graphic. 48" Expand-O-Cord connects flash to Super Graphic Camera. Camera switch is used to operate shutter and flash.  
**Cat. No. 2801**



**xl Flash Cord.** Replacement, attaches to xl shutter contact and anchors to xl mounting bracket . . . removes strain from shutter contact when camera or flash unit is moved while connected.  
**Cat. No. 7492**



**17" Solenoid Cord.** For older Graflex battery cases (S-17).  
**Cat. No. 2515**



**20" Synchronized Shutter Cord.** For older Graflex battery cases for shutters with ASA Bi-Post connections.  
**Cat. No. 2517**



**Expand-O-Cord Clip.** Attaches shutter or solenoid cord to front standard of 4 x 5 Pacemaker or Super Graphic Camera, relieving strain from shutter contacts and solenoid mount.  
**Cat. No. 2711**



**Right Angle Connector Plug.** For use on shutters having ASA Bi-Post sync shutter connections. Allows use of connecting cords on cameras where cord can not be fitted straight on, as in recessed lensboard  
**Cat. No. 2588**


# Use Your Graflex Electronic Flash With These and Other Fine Cameras



Norita 66



xl



Graphic

## SINGER

GRAFLEX PHOTOGRAPHIC PRODUCTS

The Singer Company/Graflex Division/Rochester, New York 14603 U.S.A.  
In Canada: Graflex of Canada Limited/47 Simcoe St., Toronto 1, Ontario