



DESIGNERS,
MANUFACTURERS
AND DISTRIBUTORS
OF PROFESSIONAL
PHOTO EQUIPMENT

KEITH CAMERA CO.


6159 COLUMBUS AVE.

RIVERSIDE, CALIFORNIA 92504

PHONE 688-4722


LOADING INSTRUCTIONS FOR KEITH 70mm and 3½" BACKS

- 1) Remove cover and dark slide.
- 2) BE SURE THAT INSIDE OF MAGAZINE IS SPOTLESSLY CLEAN.
- 3) Remove clip from take-up spool. When using Daylight loading film, remove wooden spindle and clip and use daylight loading spool for take-up.
- 4) Unwind one foot of film from roll for use as leader.
- 5) Place roll of film on post (A). Film must unwind in clockwise direction so that, after it has been passed around roller (B) and between the pressure plate and the aperture, the emulsion will be facing toward the lens.
- 6) Slide film between the pressure plate (D) and aperture (C). Relieve the pressure by pressing fingers against the plate from the outside of the magazine and through the aperture. Make sure that film is seated properly all the way against the bottom of the magazine.
- 7) ~~Pass film around roller (E) and wind one turn around the take-up spool (F).~~ Snap clip back on. Film must be wound around the take-up spool with the emulsion wound in.
- 8) Replace cover, dark slide, and magazine is ready for operation.



TLM-70 Magazines: Place magazine on a table with the film aperture away from you, so that magazine lays on its own winding knob and the cover is up.

70mm and 3½" sliding backs are best loaded by leaning the whole back against your chest, with the magazine away from you, winding knob on your right. Bottom edge of back rests on table, upper edge against you.



ROLL FILM MAGAZINE

The Keith Magazine is the heart of the Keith system. It may be used without modification on any camera equipped with a 4" x 5" Grafluk back or a back which accepts 4 x 5 Grafluk accessories. It can be used on Gowlandflex, 4 x 5 Linhof, 4 x 5 Speed or Crown Graphics, Graphic View Cameras or 4 x 5 Graflex cameras so long as these are equipped with a Grafluk back.

On these cameras, the Keith Magazine does not require a change of infinity stops or other adjustment. The film plane in the Keith magazine is in the same plane as other film holding accessories such as cut film holders.

Keith magazines are constructed of light-weight aluminum and have a black crinkle finish. All have a manual film advance and have a dark slide.

Five models are available:

Catalog #	TLM-35-UN for 35mm unperforated film	\$129.50
	TLM-35-P for 35mm perforated film	129.50
	TLM-70-2 for 70mm film 2 1/4 x 2 1/4	129.50
	TLM-70-3 . . . our most popular magazine. The aperture plate provides a 2 3/8 x 3 3/8 negative. Magazine uses either 100' of regular or 60' of heavy or portrait base film. 100' gives 320 exposures.	129.50
	TLM-90-4 for 3 1/2" wide film. Holds a full 75 ft. roll of heavy base film. Yields 180 exposures.	149.50

FRAME COUNTER

An externally mounted frame counter, shown on the reverse of this brochure, is available optionally.

Installed Price, \$35.00

FILM PUNCH

In order to mark the film for cutting into convenient lengths in the darkroom, a film punch can be ordered. The punch indents the film with a dimple. The punch is placed so that the dimple is located about two inches behind an exposure. This accessory is not illustrated.

Price, installed at the factory \$25.00.

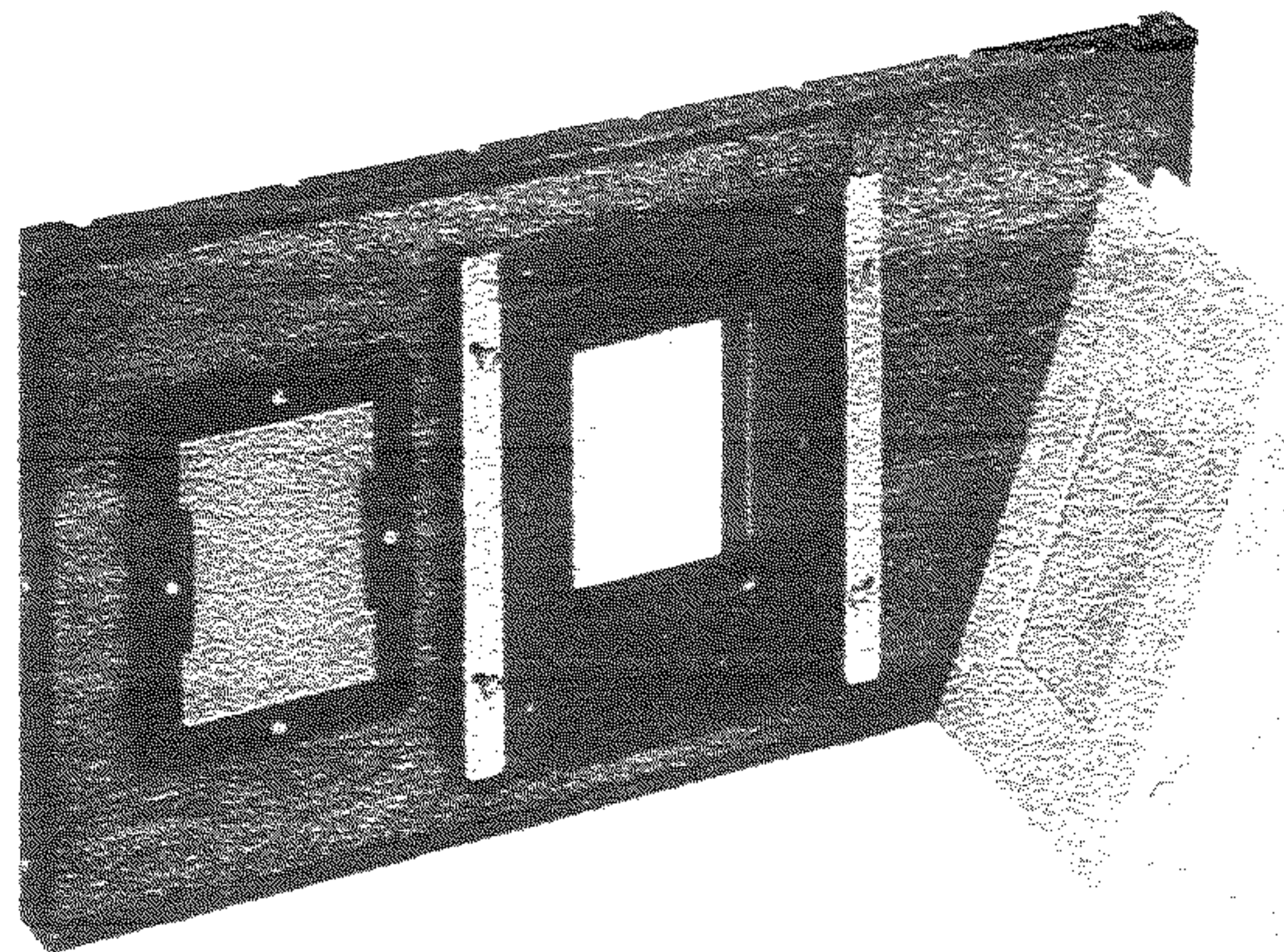

Indentation near the film edge is easily felt in the dark and leaves no pieces of film loose in the magazine.

SLIDING BACK

Another useful accessory offered is the convertible sliding back, illustrated below. This back affords use of the magazine with view or portrait cameras. The CSL back in turn accepts standard accessories that can otherwise be used on 4 x 5 Grafluk backs, such as the "23" roll holder. The Keith Magazines can be removed instantly from the CSL backs for film change or for use on another camera.

Two sizes of CSL backs are available:

to accept magazines from 35mm to 70mm,	Catalog CSL-70 \$44.50
to accept magazines from 35mm to 3 1/2"	Catalog CSL-90 49.50



ADAPTERS

Convertible sliding backs can be used on most 5 x 7 cameras without adapters. However, 5 x 7 Agfa, Deardorff and Corona cameras require an adapter. All 8 x 10 cameras need an adapter. Since the dimensions of these camera vary, please be sure to specify the make and model of the camera on which the CSL back is to be used.

Adapters for 5 x 7 Cameras, when required, Cat. A-57,	\$15.00
Adapters for 8 x 10 Cameras	Catalog A-810 18.00